PIPE CARRIERS

SEE DWG. No. PSS-PC01

TYPICAL REFERENCE

ON PIPING PLAN

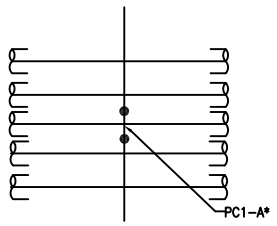

TYPICAL REFERENCE

ON ISOMETRIC

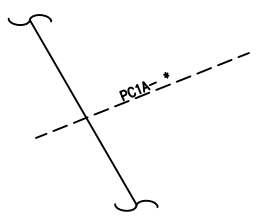

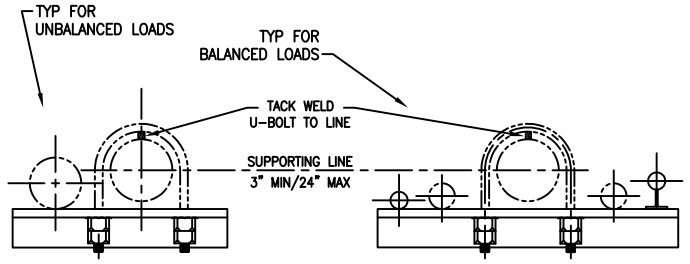

PC1A-*

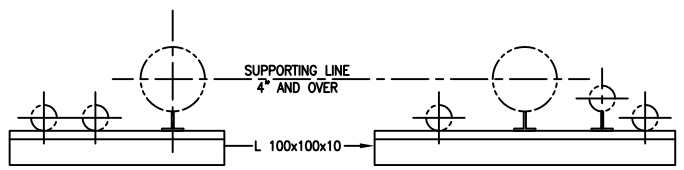

PC1B-*

	TOTAL LOAD	
	BALANCED	UNBALANCED
PC1A	1800N	670N
PC1B	1350N	450N

1. ALL LINES BEING PICKED UP ARE TO BE FREE TO SLIDE ON SUPPORT.
2. DO NOT SUPPORT FROM ANY ALLOY , STAINLESS OR STRESS RELIEVED LINE
3. SUPPORTING LINES MUST BE MIN. STD.WALL THICKNESS
4. SUPPORTING LINES MUST OPERATE AT 80° OR LESS

SEE DWG. No. PSS-PC03

TYPICAL REFERENCE

ON PIPING PLAN

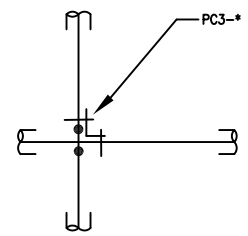

TYPICAL REFERENCE

ON ISOMETRIC

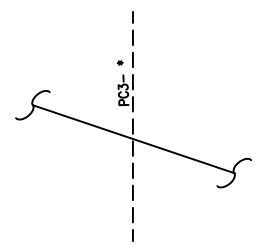

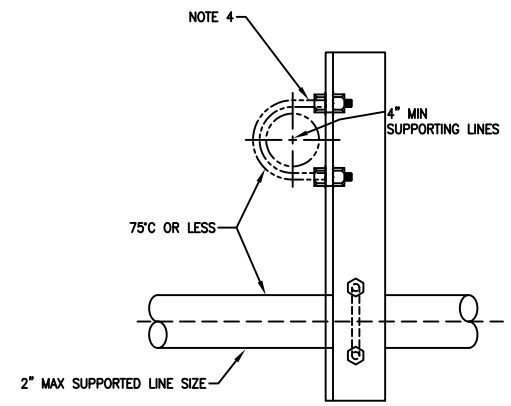

PC3

1. MAXIMUM LOAD FOR PC2 IS 1 kN.
2. ALL SUPPORTED LINES TO BE FREE TO SLIDE ON SUPPORT

RISER CLAMPS

SEE DWG. No. PSS-RC01

TYPICAL REFERENCE

ON PIPING PLAN

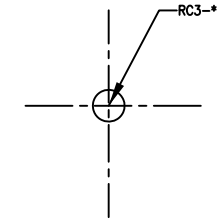



RC3-*

NPS 2" THRU NPS 8"

FOR USE ON GALVANISED PIPE

NOTES

1. THIS STANDARD SHALL BE USED FOR SELECTION AND APPLICATION ONLY. DETAILS OF PICK-UPS AND RISER CLAMPS ARE SHOWN ON PIPING FABRICATION DWGS.
3. STRESS ENGINEERING APPROVAL REQUIRED WHEN ANY OF THE FOLLOWING CONDITIONS EXIST:
   3.1 LINE DESIGN TEMP. -30°C AND BELOW.
   3.2 OPERATING PRESSURE 20,000 KPa AND ABOVE.
   3.3 TO AND FROM RECIPROCATING COMPRESSORS AND RECIPROCATING PUMPS.
   3.4 CHROME ALLOYS OF 2 CHROME THRU 17 CHROME.
   3.5 COLUMBIUM STABILIZED STEELS (TYPE 347) THICKER THAN STANDARD WEIGHT OR EXCEEDING 6mm IN THICKNESS.
   3.6 LINES IN HYDROGEN (700 KPa PARTIAL PRESSURE AND UP) OXYGEN, OR LETHAL PRODUCT SERVICE.
   3.7 LOADS EXCEEDING 2000 KN REQUIRE APPROVAL FROM STRUCTURAL ENGINEER.
   3.8 PIPE USED FOR SUPPORT IS LIMITED TO OPERATING TEMPERATURES OF 100°C OR BELOW AND THE FOLLOWING CONDITIONS:
   3.8.1 PIPE CARRIERS SHALL HAVE SUPPORTING PIPE LIMITED TO NON HEAT TREATED, CARBON STEEL OR CARBON 1/2 MOLY LINES, EXCEPT WITH STRESS ENGINEERING APPROVAL.
   3.9 INSULATED PIPE SUPPORTED BY PICK-UPS.
4. FOR U-BOLT SEE PSS-G1 OR G2

DRAWING NO.	REFERENCE DRAWINGS	DRAWING PREPARED BY:	REV.	DESCRIPTION	BY	DATE	CHK	APP.	CLIENT

DRAWN BY:	DATE
DESIGNED BY:	DATE
CHECKED BY:	DATE
APPROVED BY:	DATE
CLIENT BY:	DATE

TITLE

SELECTION & APPLICATION GUIDE
FOR PIPE CARRIERS AND RISER CLAMPS
SAG7

SCALE	JOB NO.	DRAWING NO.	REV.
N.T.S.			

SCALE APPLIES IF PLOTTED ON SIZE "D" (22"X34")